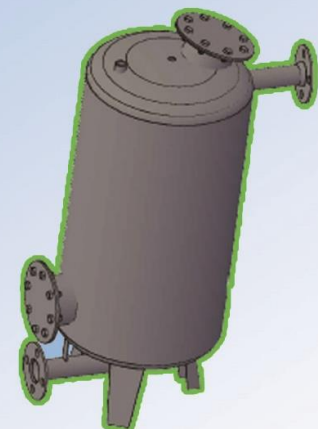

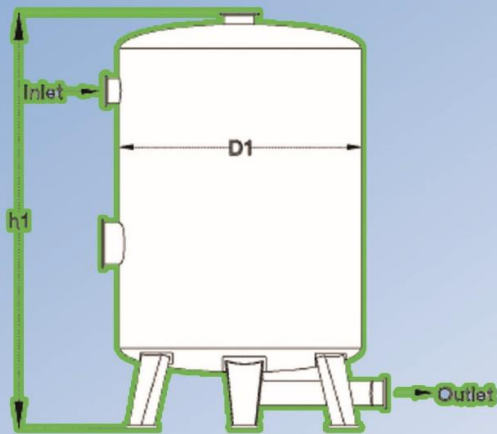


فیلتر شنی تحت فشار شرکت کرج سازه



Model No. (in)	h1 (mm)	D1 (mm)	Inlet (in)	Outlet (in)	Washing duct (in)	Q (lit/s)	Pressure drop (m)
16	1000	400	2	2	2	1-2	0.47
20	1260	490	2	2	2	2-5	0.47
24	1600	600	3	3	3	3-6	0.47
32	1860	800	3	3	3	5-9	0.47
40	1700	1000	4	4	4	8-12	0.55
48	1700	1200	4	4	4	10-18	0.55
54	2350	1350	5	5	4	12-22	0.76
60	2350	1500	5	5	4	15-25	0.82
68	2450	1700	5	5	4	20-35	1.08
76	2450	1900	6	6	5	25-42	1.1
86	2450	2150	6	6	5	35-50	1.21
96	2500	2400	6	6	5	40-60	1.35



Tel: 026- 36307080- 36306667- 36316240- 36316239

E-mail: karajsazeh2007@gmail.com

Web: www.karajsazeh.ir